

Seide Financial Notes



Steven M. Seide CFP®, AIF®
Todd W. Cottingham, MBA, AIF®
Michael D. Barone, AIF®
110 John Robert Thomas Drive
Exton, PA 19341
610-280-9330
info@seidefinancial.com
www.seidefinancial.com



As we celebrate the spirit of independence on the 4th of July, let us also reflect on our financial freedom. Use this patriotic occasion to declare your financial independence, create a solid plan, and take actionable steps towards achieving your financial goals, ensuring a future filled with prosperity and peace of mind.

Until August,

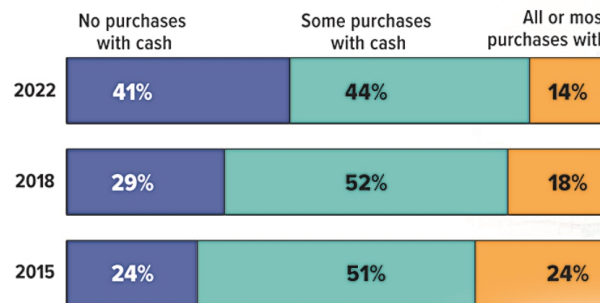
Steve, Todd, Michael and Dawn

More Americans Embrace the Cashless Economy

A growing number of Americans are going "cashless" for everyday purchases like groceries, gas, services, and meals compared to previous years. A cashless payment might be made using a debit or credit card, or a payment app or mobile wallet on a smartphone.

In 2022, about 41% of Americans said none of their purchases in a typical week were paid for using cash, up from 29% in 2018 and 24% in 2015. Among affluent households, 59% said they didn't use cash for any typical weekly purchases. The trend of not carrying cash varies by age, with 54% of people under age 50 saying they don't worry much about whether they have cash on hand compared to 28% of people 50 and older.

Percentage of Americans who use cash in a typical week for everyday purchases



Source: Pew Research Center, 2022 (numbers do not equal 100% due to rounding)

Give Your Money a Midyear Checkup

If 2023 has been financially challenging, why not take a moment to reflect on the progress you've made and the setbacks you've faced? Getting into the habit of reviewing your finances midyear may help you keep your financial plan on track while there's still plenty of time left in the year to make adjustments.

Goal Overhaul

Rising prices put a dent in your budget. You put off a major purchase you had planned for, such as a home or new vehicle, hoping that inventory would increase and interest rates would decrease. A major life event is coming up, such as a family wedding, college, or a job transition.

Both economic and personal events can affect your financial goals. Are your priorities still the same as they were at the beginning of the year? Have you been able to save as much as you had planned? Are your income and expenses higher or lower than you expected? You may need to make changes to prevent your budget or savings from getting too far off course this year.

Post-Tax Season Estimate

Completing a midyear estimate of your tax liability may reveal planning opportunities. You can use last year's tax return as a basis, then factor in any anticipated adjustments to your income and deductions for this year.

Check your withholding, especially if you owed taxes or received a large refund. Doing that now, rather than waiting until the end of the year, may help you avoid a big tax bill or having too much of your money tied up with Uncle Sam.

You can check your withholding by using the IRS Tax Withholding Estimator at [irs.gov](https://www.irs.gov). If necessary, adjust the amount of federal income tax withheld from your paycheck by filing a new Form W-4 with your employer.

Investment Assessment

Review your portfolio to make sure your asset allocation is still in line with your financial goals, time horizon, and tolerance for risk. How have your investments performed against appropriate benchmarks, and in relationship to your expectations and needs? Looking for new opportunities or rebalancing may be appropriate, but be cautious about making significant changes while the market is volatile.

Asset allocation is a method used to help manage investment risk; it does not guarantee a profit or protect against investment loss. All investing involves risk, including the possible loss of principal and there is no guarantee that any investment strategy will be successful.

More to Consider

Here are five questions to consider as part of your midyear financial review.




Do you have an emergency fund?



Can you put more in your health savings account?



Have you checked your credit score recently?



What are the interest rates on your credit cards?



How much is left in your flexible spending account?

Retirement Savings Reality Check

If the value of your retirement portfolio has dipped, you may be concerned that you won't have what you need in retirement. If retirement is years away, you have time to ride out (or even take advantage of) market ups and downs. If you're still saving for retirement, look for opportunities to increase retirement plan contributions. For example, if you receive a pay increase this year, you could contribute a higher percentage of your salary to your employer-sponsored retirement plan, such as a 401(k), 403(b), or 457(b) plan. If you're age 50 or older, consider making catch-up contributions to your employer plan. For 2023, the contribution limit is \$22,500, or \$30,000 if you're eligible to make catch-up contributions.

If you are close to retirement or already retired, take another look at your retirement income needs and whether your current investment and distribution strategy will provide enough income. You can't control challenging economic cycles, but you can take steps to help minimize the impact on your retirement.

Mutual Funds: What's in Your Portfolio?

Mutual funds pool investment dollars from many individual investors to purchase a group of selected securities aimed at meeting a particular objective. This offers a convenient way to invest across a wide range of market activity that would be difficult for most investors to do by purchasing individual securities. More than 52% of U.S. households owned mutual funds in 2022.¹

Here are some basic types of funds in order of typical risk, from lowest to highest. This is just an overview — with over 7,000 funds to choose from, you should be able to find appropriate investments to pursue your financial goals.²

Money market funds invest in short-term debt such as commercial paper and certificates of deposit (which generally provide a fixed rate of return). They are typically used as a cash alternative and/or as a fund for settling brokerage transactions.

Municipal bond funds generally offer income that is free of federal income tax and may be free of state income tax if the bonds in the fund were issued from your state. Although interest income from municipal bond funds may be tax exempt, any capital gains are subject to tax. Income for some investors may be subject to state and local taxes and the federal alternative minimum tax.

Income funds concentrate on bonds, Treasury securities, and other income-oriented securities, and may also include stocks that have a history of paying high dividends.

Balanced funds, hybrid funds, and growth and income funds seek the middle ground between growth funds and income funds. They include a mix of stocks and bonds aimed at combining moderate growth potential with modest income.

Value funds invest in stocks of companies that appear to be undervalued by the market. They are more volatile than balanced funds, but typically offer dividend income and may have solid growth potential if the market recognizes the underlying value.

Growth funds invest in the stock of companies with a high potential for appreciation but low emphasis on income. They are more volatile than many types of funds.

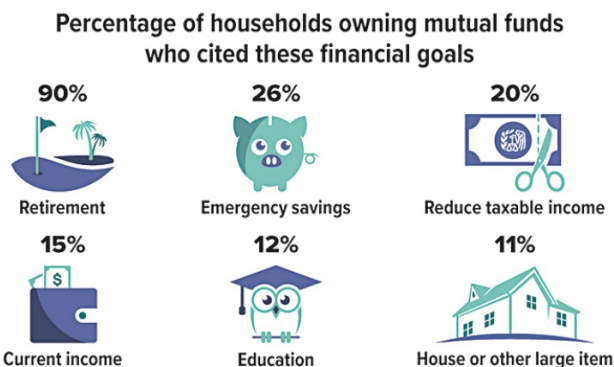
Global funds invest in a combination of domestic and foreign securities. **International funds** invest primarily in foreign stock and bond markets, sometimes in specific regions or countries. There are increased risks associated with international investing, including differences in financial reporting, currency exchange risk, economic and political risk unique to a specific country, and greater share price volatility.

Sector funds invest almost exclusively in a particular industry or sector of the economy. Although they offer greater appreciation potential, the volatility and risk level are also higher because they are less diversified.

Aggressive growth funds aim for maximum growth. They typically distribute little income, have very high growth potential, tend to be more volatile, and are considered to be very high risk.

Reasons to Invest

Four out of five households who own mutual funds cited retirement as their *primary* reason for investing. However, many investors own funds to pursue multiple financial goals.



Source: Investment Company Institute, 2022 (multiple responses allowed)

Bond funds (including funds that contain both stocks and bonds) are subject to the interest-rate, inflation, and credit risks associated with the underlying bonds. As interest rates rise, bond prices typically fall, which can adversely affect a bond fund's performance. U.S. Treasury securities are guaranteed by the federal government as to the timely payment of principal and interest. Dividends are typically not guaranteed.

Asset allocation and diversification are methods used to help manage investment risk; they do not guarantee a profit or protect against investment loss. Mutual fund shares, when sold, may be worth more or less than their original cost. Investments seeking to achieve higher returns also carry an increased level of risk.

Money market funds are neither insured nor guaranteed by the FDIC or any other government agency. Although a money market fund attempts to maintain a stable \$1 share price, you can lose money by investing in such a fund.

Mutual funds are sold by prospectus. Please consider the investment objectives, risks, charges, and expenses carefully before investing. The prospectus, which contains this and other information about the investment company, can be obtained from your financial professional. Be sure to read the prospectus carefully before deciding whether to invest.

1–2) Investment Company Institute, 2022–2023

Home Energy Tax Credits

A couple of federal personal tax credits are available for the installation of certain energy efficient or clean energy property in your home. The energy efficient home improvement credit is available for qualifying expenditures incurred for an existing home or for an addition to or renovation of an existing home, but not for a newly constructed home. The residential clean energy property credit is available for qualifying expenditures incurred for either an existing home or a newly constructed home. For both credits, the home must be located in the United States and used as a residence by the taxpayer.

Energy Efficient Home Improvement Credit

The energy efficient home improvement credit is equal to 30% of the sum of amounts paid by the taxpayer for certain qualified expenditures. There are limits on the allowable annual credit and on the amount of credit for certain types of qualified expenditures. The maximum annual credit amount may be up to \$3,200.

An annual \$1,200 aggregate credit limit applies to all building envelope components, energy property, and home energy audits (30% of costs up to \$150 for such audits). Building envelope components include exterior doors (30% of costs up to \$250 per door, up to a total of \$500); exterior windows and skylights (30% of costs up to \$600); and insulation materials or systems and air sealing materials or systems (30% of costs).

Energy property (30% of costs, including labor, up to \$600 for each item) includes central air conditioners; natural gas, propane, or oil water heaters, furnaces, and hot water boilers; and certain other improvements or replacements installed in connection with building envelope components or other energy property.

A separate annual \$2,000 aggregate credit limit (30% of costs, including labor) applies to electric or natural gas heat pump water heaters; electric or natural gas heat pumps; and biomass stoves and boilers.

The credit is not available after 2032.

Residential Clean Energy Property Credit

A 30% credit is available for certain qualified expenditures made by a taxpayer for residential clean energy property. This includes expenditures for solar panels, solar water heaters, fuel cell property, wind turbines, geothermal heat pump property, battery storage technology, and labor costs allocable to such property.

There is no overall dollar limit for this credit. For qualified fuel cell property, there is a general credit limit of \$500 for each half kilowatt of capacity. The credit is reduced to 26% for property placed in service in 2033, 22% for property placed in service in 2034, and no credit is available for property placed in service after 2034.

This informational e-mail is an advertisement, and you may opt out of receiving future e-mails. To opt out, please respond to this e-mail with 'Opt Out' in the subject field. The accompanying pages have been developed by an independent third party. Commonwealth Financial Network is not responsible for their content and does not guarantee their accuracy or completeness, and should not be relied upon as such. These materials are general in nature and do not address your specific situation. For your specific investment needs, please discuss your individual circumstances with your representative. Commonwealth does not provide tax or legal advice, and nothing in the accompanying pages should be construed as specific tax or legal advice. Securities and advisory services offered through Commonwealth Financial Network®, Member FINRA/SIPC, a Registered Investment Adviser. For additional information; see our website at www.seidefinancial.com